
2020 9 2

2020 020174

" "

" "

1

1.5

2020 6 30

54,515.75

50,160.5

9,005.42

3,273.27

	50,160.51
	4,282.87
	54,515.75
	6,535.25

2020 6 30

				17.59				
				1.37				

			1,235.00				
			1,331.71				
			632.61				

2020 6 30

2,252.38

2,181.93

1,557.49

624.44

2020 1-6

2019				
	20,461.83	1,300.00		-19,161.83
	18,053.10			-18,053.10
	38,514.93	1,300.00		-37,214.93
2020 1-6				
	10,230.91	2,600.00	2,000.00 600.00	-7,630.91
	10,230.91	2,600.00		-7,630.91

2018

2.7

2019

1,300.00

2019

2020 1-6

-7,630.91

2019

2020 1-6

"

"

	2020 6 30	2019 12 31	2018 12 31	2017 12 31
	244,935.18	225,348.87	185,754.42	105,985.53

	2020 6 30	2019 12 31	2018 12 31	2017 12 31
	54,515.75	40,074.44	65,229.87	27,713.31
	99,409.36	97,318.51	88,907.85	24,232.76
	68,890.24	59,003.97	87,601.59	22,875.08
	40.59%	43.19%	47.86%	22.86%

2020 6 30

	54,515.75
	6,535.25
	7,046.04
	40,934.46

	2019	2018	2017
	101,193.03	63,198.68	44,424.25
	60.12%	42.26%	—
	50.93%		

	2020	1-6	2019
--	------	-----	------

2017 2020 6

2020

2020

			2020	
			2020	
47.20%		2020		20.59%
3				
	2020	6	30	40,934.46
1	2020	6		9,005.42
				1,321.34
2		2019		
				20,966.59
3	2020	6		5,302.17
4				
			2020	6 30
<hr/>				
			30,748.98	24,548.41
				6,200.57



1

2020 6

2020

8

2020

2020

2017 -2019

1

2020

2

2020 1-6

2020

6

2020

3

4

2020 1-6

5

2020 1-6

1-16

2020 1-6

6

2020 1-6

7 2020 1-6

8

9

10 2020 1-6

11

12

2020 8

2020

2
2020 8 19

2,175

1

2

() (" ")
(" ")
(") () ()

91110108357967871Y

SE9613

91110108MA003C5M83			
2016	1	27	80,800
		27	1501
			61.88%
			24.75%
			0.99%
			12.38%

" 4

1%

150

3

2%/

2%/

4



1

“ ”

5

2

2

1

4

2


“

”

“

”






" "

--	--	--	--



-



3

4

2

3

1

1

"

"

2

2

"

"

2020 6 30

		2020 6 30
1		12.70
2		189.83
		202.53

1

2020 6 30

		2020 6 30
		12.70

	91410800670065727G
	2007 12 20
	10,710
	()

2015

00001-3	2015	00001-4
12.70		5 /

2

3

4

/

C

3

2020

1

2

1 2020

2

#

p

#

3

4

3

4

,

1)

2)

1)

5

2020 1-6





3			
2018	2019	2020	6
16,498.84	23,299.92	34,405.32	
0	20,081.77	19,302.04	
		1	
		2	

2018 2019 2020 6

2018 2019 2020 1-6

	2020	1-6	2019	2018
	43,545.15		101,193.03	63,198.68
	10,230.91		20,461.83	9,966.32
			18,053.10	
	33,314.24		62,678.10	53,232.36
%		1	6.30	17.74
	34,405.32		23,299.92	16,498.84
	38,873.11		27,348.30	19,294.91



	2017	39,193.32	2019
53,925.60	17.30%		

" "

	2017	4,361.19	2019
46,883.24	227.87%		



-10%

12

5%



+

"

"

+

2012

" C26

"

%

		2020	6	30

98%

30%



+ " + + "

1

2018 2

	2020 6 30			
	1,497.36	1,026.16	68.53	471.20
	37,375.75	3,441.63	9.21	33,934.12
	38,873.11	4,467.79	11.49	34,405.32
	2019 12 31			
	7,939.35	1,723.63	21.71	6,215.72
	19,408.95	2,324.75	11.98	17,084.20
	27,348.30	4,048.38	14.80	23,299.92
	2018 12 31			
	259.15	259.15	100.00	
	19,035.75	2,536.91	13.33	16,498.84
	19,294.91	2,796.06	14.49	16,498.84

2020 6

2019


2020 6

2

2018

2019

2020 6



%

	2018	12	31

3	5	772.30	2.07	386.15	928.12	4.78	464.06	2,014.49	10.58	1,007.24
5		868.48	2.32	868.48	625.97	3.22	625.97	446.68	2.35	446.68
		37,375.75	100.00	3,441.63	19,408.95	100.00	2,324.75	19,035.75	100.00	2,536.91

1

2018

2019

2020

6

74.29% 81.66% 84.43%

1

2	3	1,272.49	58.21	4.57
3	4	552.59	8.76	1.59
4	5	305.92	15.00	4.90
5		868.48	7.67	0.88
		38,873.11	15,328.91	39.43

			%	
--	--	--	---	--

2020 6 30

()

%

1	5.00	5.00	5.00	5.00
1 2	10.00	10.00	10.00	10.00
2 3	20.00	30.00	20.00	30.00
3 4	30.00	50.00	50.00	50.00
4 5	50.00	80.00	80.00	50.00

1

2019 2020 6

2019

2020 6

15,594.58 1 2

3

120

2019

2020 6

3

2019

2 1000t/a

2020

6

2020 6

15,594.58

1 2

1

1

2

2020

“

”

2

1

2019 3



120

1

1

5

2

1

91632800710559116R			
2004	1	17	12,000
		44.5833%	38.75%
		16.6667%	
		2030	04 30
		PVC	
			.Bm

2

“ ” 403.59
 197.96 205.63

	2019	/2019	12	31	2018	/2018	12	31
				329,853.36				267,711.61
				93,682.02				53,502.84
				40,179.71				56,706.80

002256.SZ 2019

3



1

2





4

999

1

2

999

999

1-61



1993

2008

“

”

”

” ”

”

”

999

”

1

2

3

4

1

2

3

4



(本面无正文, 为西安蓝晓科技新材料股份有限公司关于《西安蓝晓科技新材料

股份有限公司上市申请保荐西安蓝晓科技新材料


西安蓝晓科技新材料

0.0000

0.0000

0.0000

(本页无正文,为西南证券股份有限公司关于《西安蓝晓科技新材料股份有限公司
与西安蓝晓科技新材料股份有限公司申请同特定
对象发行股票的



保荐机构董事长声明

本人已认真阅读《西安蓝晓科技新材料股份有限公司与西南证券股份有限公司关于蓝晓科技新材料股份有限公司定向增发申请文件反馈意见的审核问询函之回复》的全部内容，了解报告涉及问题的核查过程、本公司的内核和风险控制流程，确认本公司按照勤勉尽责原则履行核查程序，反馈意见所问问题的答复在申报文件、公开披露文件中具有真实性、准确性、完整性、及时性，并承担相应法律责任。

董事长签名：



廖庆轩

西南证券股份有限公司

2020年10月17日