
2020 9 2

1

				1.5
	2020	6	30	54,515.75
50,160.5			9,005.42	3,273.27
				-4,699.6
			2.51	4,173.36
				1.16
			1	

2

2020 30

								624.44	

riAO

2020 30

624.44

Ionex

Engineering BVBA

1

2017 2018 2019



2019				
	20,461.83	1,300.00		-19,161.83
	18,053.10			-18,053.10
	38,514.93	1,300.00		-37,214.93
2020 1-				

2018

2.7

2019

1,300.00

2019

2019

"

"



		2019 12 31	2018 12 31	2017 12 31
		59,003.97	87,601.59	22,875.08

2020-2022

30%

2019

2020-2022

2020-2022

	2019		2020 2022		
			2020	2021	2022
	101,193.03	100.00%	131,550.94	171,016.22	222,321.09
	23,299.92	23.03%	30,289.90	39,376.86	51,189.92
	6,687.30	6.61%	8,693.49	11,301.54	14,692.00
	31,568.25	31.20%	41,038.73	53,350.34	69,355.45
	1,066.79	1.05%	1,386.83	1,802.88	2,343.74
	62,622.26	61.88%	81,408.94	105,831.62	137,581.11
	765.39	0.76%	995.01	1,293.51	1,681.56
	30,221.22	29.86%	39,287.59	51,073.86	66,396.02
	10,669.06	10.54%	13,869.78	18,030.71	23,439.92
	41,655.67	41.16%	54,152.37	70,398.08	91,517.51
-	20,966.59	20.72%	27,256.57	35,433.54	46,063.60
2020-2022					25,097.01

2

1

2017 2020 1-

%

			2019	2018	2017
			101,193.03	63,198.68	44,424.25
			100,861.16	63,018.03	44,333.70

2017

				%

2017 2020 1-

2020

2

2017		4,361.19	15,508.21
46,883.24			9.84%
24.61%	46.48%		

2017 2019

2

1





3

1



1

2

2017 -2019

1 2020

2 2020 1- 2020
2020

3

4 2020 1-

5 2020 1-
2020 1-

6 2020 1-

7 2020 1-

8

9

10 2020 1-

11

12 2020

2
2020 8 19

2,175

1



3 ---

2016 1 27
SE9613

	91110108MA003C5M83		
	2016 1 27		80,800
		27 15 1501	
			61.88%
		24.75%	12.38%
		0.99%	
		" 1	
	2		3
	4		5
		"	2020
	01		

1 1

2

20%

20

1% 150

3

2%/

2%/

4

LP GP"

"

"

1

2

1

1

3

2

8%

4

3

8%

5

4

20%

6

5

7

1 3

1 2 3

5

" "

5

2

2

1

4

#



”

”

--	--	--	--



30%

1

2

12

3

4

2

3





2015

00001-3 2015 00001-4
12.70 5 /

2

" "

	91610117MA6U5M598L
	2017 6 15
	1,500



3

2018	2019	2020	6
16,498.84	23,299.92	34,405.32	
0	20,081.77	19,302.04	

1

2

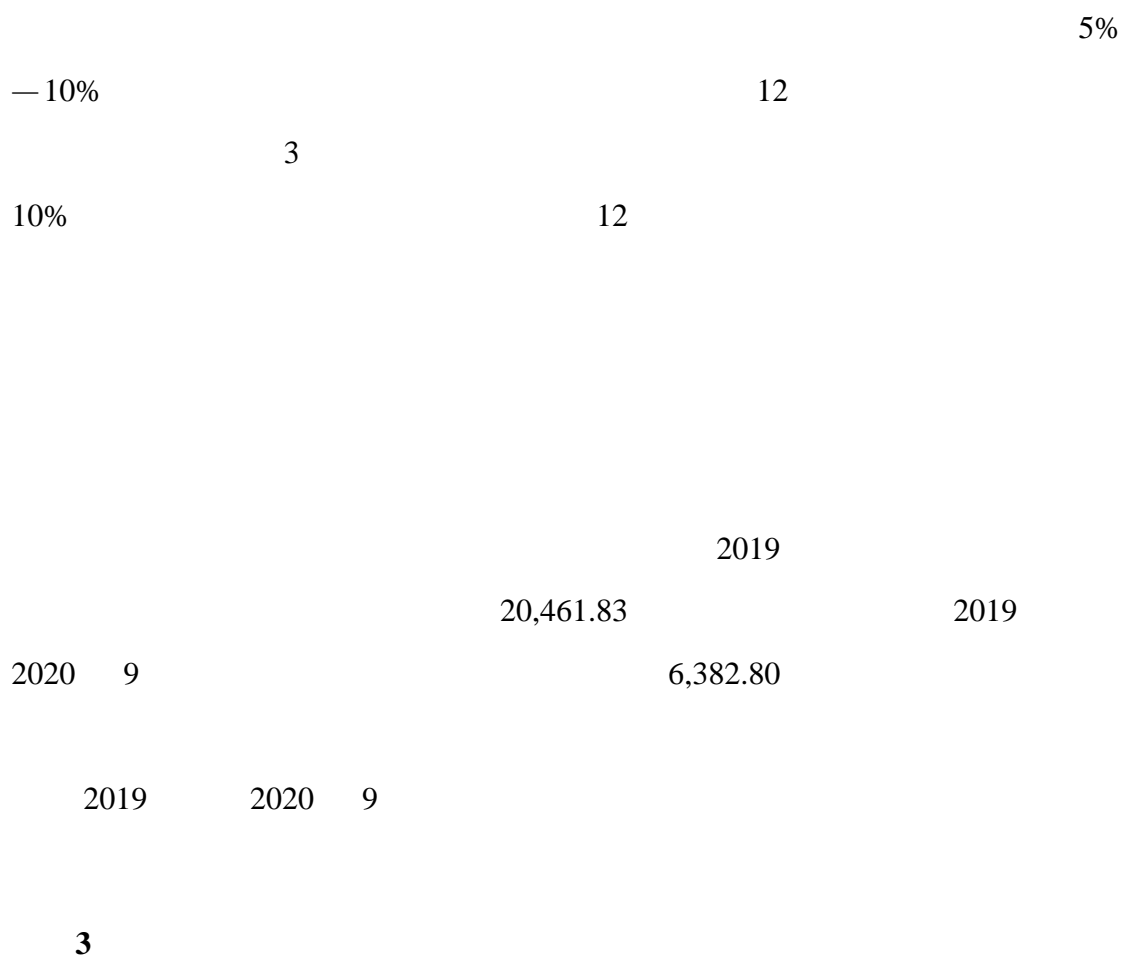
2018 2019

2018 2019

		2019	2018
--	--	------	------



53,925.60		2017	39,193.32	2019
		17.30%		
"	+	+	"	



"

"

2012

" C26

"

			2019 12 31 /2019	2018 12 31 /2018
			59,926.89	63,804.59
			106,607.44	92,832.58

%

	2019 12 31			
	7,939.35	1,723.63	21.71	6,215.72
	19,408.95	2,324.75	11.98	17,084.20
	27,348.30	4,048.38	14.80	23,299.92
	2018 12 31			
	259.15	259.15	100.00	
	19,035.75	2,536.91	13.33	16,498.84
	19,294.91	2,796.06	14.49	16,498.84

2

2018 2019 2020 9

%



1				14,538.92	74.91	726.95	14,334.57	75.30	716.73
1	2			2,435.05	12.55	243.51	1,528.74	8.03	152.87
2	3			880.89	4.54	264.27	711.27	3.74	213.38
3	5			928.12	4.78	464.06	2,014.49	10.58	1,007.24
5				625.97	3.22	625.97	446.68	2.35	446.68
		100.00		19,408.95	100.00	2,324.75	19,035.75	100.00	2,536.91

2019

1

2018

74.29% 81.66%

1

3

2018 2019

%

	2018					2019	
1	14,334.57	22,332.86	-	11,899.52	2,435.05	22,332.86	83.01
1 2	1,528.74	-	2,435.05	647.84	880.89	2,435.05	42.38
2 3	711.27	-	880.89	193.58	517.69	880.89	27.22
3 4	1,558.23	-	517.69	1,002.39	555.83		

1				
1 2				
2 3				
3 4				
4 5				
5				

2018

2019

			%	
2020 30				
			100.00	
			100.00	
2019 12 31				
	6,382.80	638.28	10.00	
	267.07	267.07	100.00	
	6,649.87	905.35		
2018 12 31				
	259.15	259.15	100.00	
	259.15	259.15		

2018 2019 2020

2019

6,382.80

6

%

1	5.00	5.00	5.00	5.00
1 2	10.00	10.00	10.00	10.00
2 3	20.00	30.00	20.00	30.00
3 4	30.00	50.00	50.00	50.00
4 5	50.00	80.00	80.00	50.00
5	100.00	100.00	100.00	100.00

2 3

30%

2018 2019

0

20,081.77

%

4

1

3000t/a

1

120

1

1

5

1

1

	91632800MA752FC459		
	2016 5 26		10,000

	100%

2

3000t/a

,

2

1

	91632800710559116R
	2004 1 17

3

1			66,667	7.50%
2			10,300	49.51%

3

e

2019

5.00%



5 2020 6

6

7



2018 2019

2020

1

1 2020 ;

2

3

2 2020

2020

3 2020

4 2020

5 2020

6

1

2020 1-

7

8 2018 2019 2020 6

9

10

4

999


1

2

999

1-62

--	--	--	--	--



“

” ”


”

”





收购人承诺:





马力



徐和森

被收购人承诺:



保荐机构重审承诺

本人已仔细阅读/审阅

关于吉安盛源新材料股份有限公司申请向特定对象发行股票的招股说明书
网之函复（修订稿）的全部内容，了解报告涉及问题的核查过程、本公司的内
核和风险控制流程，确认本人按照法律、法规和证券发行承销业务规则的要

求，诚实守信、勤勉尽责地履行了职责和义务，未发现虚假记载、误导性陈述
或重大遗漏，并对此承担相应的法律责任。

重审人签名：

廖庆红

