



Driving the innovation

2024

2024-060

2024 8 27

)

(


/

"

"

“

”



..... 2

..... 7

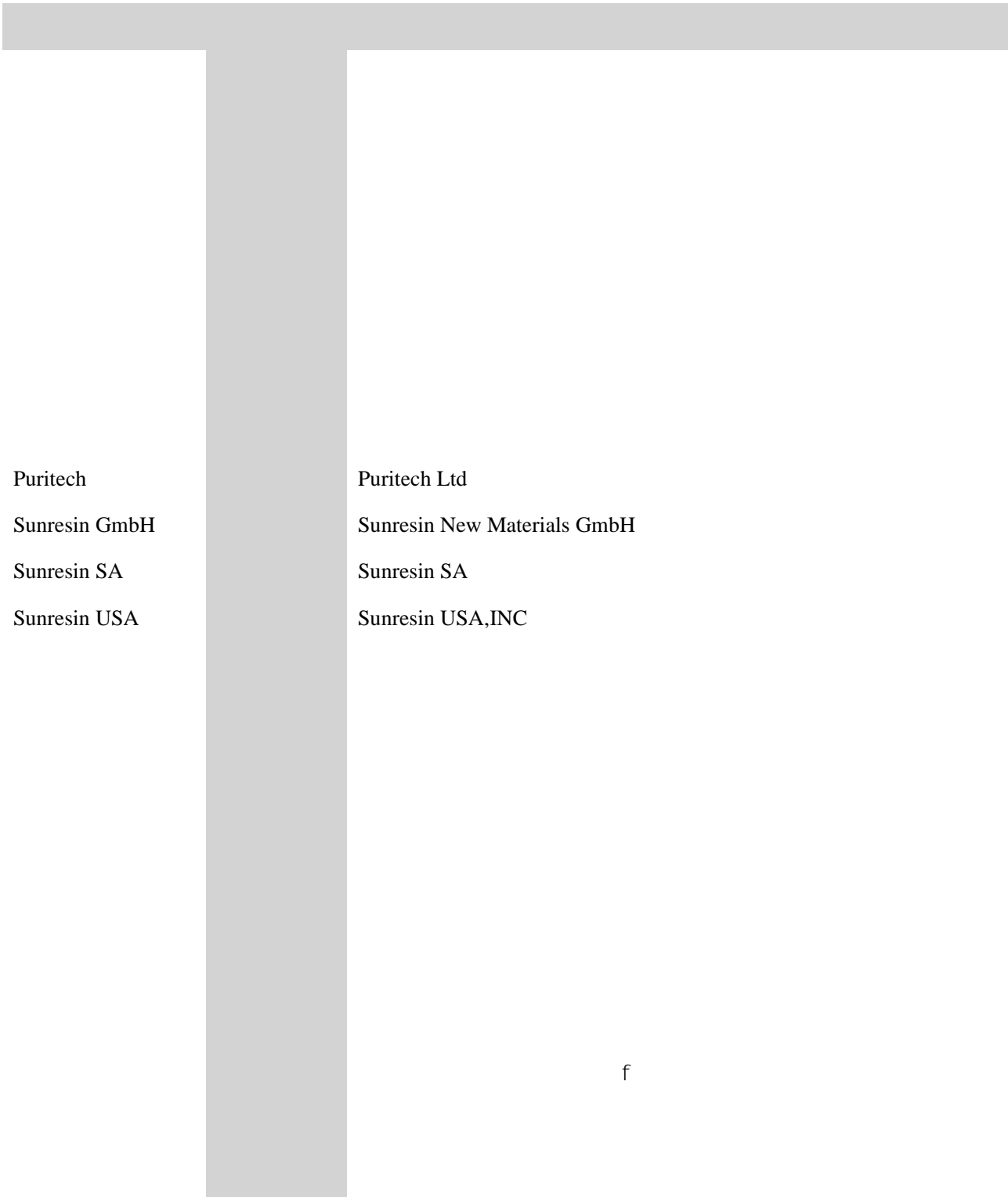
..... 10

..... 32

..... 35

..... ..





Puritech

Sunresin GmbH

Sunresin SA

Sunresin USA


Puritech Ltd


Sunresin New Materials GmbH

Sunresin SA

Sunresin USA,INC

f






300487

	1,294,500,609.88	1,007,399,900.02	28.50%
	404,080,346.58	346,002,515.90	16.79%
	392,812,221.55	337,437,367.72	16.41%
	211,306,260.77	182,041,283.02	16.08%
/	0.80	0.69	15.94%
/	0.80	0.68	17.65%
	11.11%	11.66%	-0.55%
	5,967,784,956.65	5,695,042,410.99	4.79%
	3,554,300,054.66	3,437,103,511.00	3.41%

	0.00
	0.00
/	0.8001

1

2



2025

2018

“

”

2022

2021

mRNA

2020

2019

212

	2009	4				
2019	2	214	GE	GE Life Sciences	GE	
		GE Biopharma			2021	10
		Ecolab	37		Purolite	

“ ”

1.

2020			2		1
	5				

ESG

2.

“ + ”

“ ” “ ” “ ”

“ ”

3.

Veren

4

1.

20

î î



4.

5.

GLP-1

CPC

7-ACA

UPW

ê

1.

2024

12.95

29%

4.04

GLP-1

			47.5%		0.4%		51.0%
	1.5%						
2024				2.11			16.1%
	59.7		4.8%		23.9		6.7%
35.8		3.6%		40.0%			0.7%
	2024	6	30		60	PCT	8
		67		82			
“			”	“			“
	”						”
	”						”
1							
				“DLE Leader”			
					15		/
10		6					”
						í	í

DLE

" " " "

" + "

“ ”

1.21

45%

2024

2

2024

2.85

33%

protein A

GLP-1

seplife® 2-CTC

sieber

3

2024

3.23

30%

2024

6

2024



9

23%

protein A

7

ESG

	0.00							0.00
--	------	--	--	--	--	--	--	------

4

--	--	--	--	--

53,471,155.82	53,471,155.82
9,071,707.41	9,071,707.41
106,860,000.00	99,038,521.22
169,40. '9	



	()			(1)		(2)	(3) (2)/(1)					
		24,839.54	24,839.54	24,839.54	4,599.53	15,741.87	63.37%		0	0		
		18,489	18,489	18,489	968.73	6,265.26	33.89%		0	0		
		4,722.74	4,722.74	4,722.74	129.41	503.36	10.66%		0	0		
		5,935.45	5,935.45	5,935.45	0	5,938.68	100.05%		0	0		
	--	53,986.73	53,986.73	53,986.73	5,697.67	28,449.17	--	--	0	0	--	--
	--	53,986.73	53,986.73	53,986.73	5,697.67	28,449.17	--	--	0	0	--	--
“ ” “ ”												

	2023 8 28		“	”
			(2015) 10	
	2023 8 28		“	” “
		”	2025 12 31	
	2023 8 28			
	8,393.92			
	2023 8 28			
	3		12	2024 6 30
		13,000	12,672.56	

6

1



	202	202
	3	3
1,000	05	11
	11	08

2023 年 0

(

3,200

)

2

3

1

2

10%



1

2

.
œ

2024
01 04

<http://www.cninfo.com.cn/>

2023 2024

2024
04 22

“ ”

<http://www.cninfo.com.cn/>

2024

“ ”

2024
05 22

2023

2024

*

1



2024

65.98%

2024 01 16

2024 01 16

<http://www.c>

“ ”

00222E34012R5M-1

GB/T24001-2016/ISO14001:2015

VOCs

)

2025 11 13

00222E34012R5M-3

GB/T24001-2016/ISO14001:2015

2025 11 13

00222E34012R5M-2

GB/T24001-2016/ISO14001:2015

2025 11 13

91610167250213910A001P

10

2027 11 13

\$\$

			2015,		
		33.5mg/m3 ×			
	1		GB 16297-		
		9.5mg/m3	1996,	1.142	<9.178
		VOCs			
		17.5mg/m3	GB 14554-		
	2	2 1#	93,		
				0.195	4.3657
		24mg/m3 2#	GB		
			37822-2019,	VOCs	VOCs
		22.6mg/m3		0.288	<2.0269
			DB61/1226-		
			2018,		
			GB 13271-		
			2014		
		COD		COD	
COD	1	174.044mg/L		12.966	
		22.32mg/L.	B	1.296	

0.10

0.05

!

0.10

c

Σ E

! 8 ...

37

0

00151515 0021 Bv.

5.

8

10

/

10

2

2.

~

CO2

r

Seplite™CT

ì

-EÉò.ä.Ü'ñòA.60)QfÈWp Ä

Õ Q€ ÆQh f +&Q.dÉ ñ€M€ Ök€r ON"•

)Q„yq É v

99.9%

a ~

[

3.

2.

				2020 06 30	2021 3 24 2024 3 24	

“ ”

3

4

5

6

7

1

1

2

3

3 1.

1			135	3 4	665.69 2020.06.01- 2025.05.31

10%

2				135	4	2,968.79	2018.12.01- 2024.2.29
3				135	3 3	665.69	2021.10.01- 2024.09.30
4				135	3 1	655.38	2021.07.01- 2026.06.30
5				135	1 4	626.5	2023.06.16- 2029.06.15
6						6007.35	2022.1.1- 2024.12.31

2.

1			53	106.89		2023.4.12- 2026.4.11
2			2806	370.24		2024.1.1- 2025.12.31
3			108	14733.407		2021.6.19- 2031.6.18
4				5346.6934		2021.6.19- 2031.6.18
5	D.k.InvesC.BA	lonex	2250 Olen in de Hagelberg I	1505		2021.12.1- 2030.11.30


10%

n'€ño



1





f w

F

		0.99%	5,017,052	1,603,294	0	5,017,052		0
		0.98%	4,949,925	0	0	4,949,925		0
10								
3								
	/							
10								
11								
10								
						43,915,252		43,915,252
						30,935,871		30,935,871
						19,237,500		19,237,500
						16,367,234		16,367,234
						15,700,850		15,700,850
LOF						12,003,800		12,003,800
						8,000,333		8,000,333
						7,138,500		7,138,500
						5,017,052		5,017,052
						4,949,925		4,949,925
10		10						
10								
10		4						

5% 10 10

5% 10 10								
	3,413,758	0.68%	251,100	0.05%	5,017,052	0.99%	11,900	0.00%

10

10

/

10

10

10

10

80%

2023





2

							()	
02	2023 10 23 2029 4 16	5,460,645	546,064,50 0.00	73,600.00	1,194	0.01%	545,990,90 0.00	99.99%

3

1				1,344,267	134,426,700.00	24.62%
2				835,933	83,593,300.00	15.31%
3				711,210	71,121,000.00	13.03%
4				340,605	34,060,500.00	6.24%
5				153,198	15,319,800.00	2.81%
6	UBS AG			152,250	15,225,000.00	2.79%
7				110,510	11,051,000.00	2.02%
8				109,298	10,929,800.00	2.00%
9				100,000	10,000,000.00	1.83%
10				97,622	9,762,200.00	1.79%

4

5

A+

A+

10%

	2.45	2.47	-0.81%

	40.03%	39.32%	0.71%
	1.77	1.77	0.00%
	39,838.33	33,987.22	17.22%
EBITDA	119.90%	107.61%	12.29%
	23.44	41.76	-43.87%
	393.32	308.52	27.49%
EBITDA	27.13	48.7	-44.29%
	100.00%	100.00%	0.00%
	100.00%	100.00%	0.00%

1

2024 06 30

	2,193,077,133.30	2,249,359,740.20
	190,963,956.62	89,425,000.00
	11,343,976.26	2,252,122.93
	754,612,663.78	621,953,744.74
	72,222,082.57	61,570,096.72
	57,232,955.77	46,650,656.34
	10,269,588.80	10,657,763.41
	1,115,238,317.49	1,100,063,627.43
	48,681,058.39	43,338,266.56

	7,461,243.60	6,054,773.95
	4,461,102,976.58	4,231,325,792.28



853,357,977


	771,910,290.91	765,546,362.94
	28,396,002.38	22,816,629.88
	-36,983,790.27	-35,857,367.74
	176,311,897.51	176,311,897.51
	1,990,460,689.01	1,872,914,564.76
	3,554,300,054.66	3,437,103,511.00
	24,294,849.93	18,725,578.87
	3,578,594,904.59	3,455,829,089.87
	5,967,784,956.65	5,695,042,410.99

2

	1,706,671,606.80	1,741,953,607.74

	12,121,979.75	12,471,822.00
	575,472,160.40	567,961,183.29
	175,759,000.00	175,759,000.00
	9,276,859.18	18,932,762.42
	109,808,624.14	106,635,657.32
	55,781,821.21	48,272,171.06
	234,743.62	301,813.23
	33,547,410.31	32,636,681.44
	38,585,970.63	35,494,958.67
	28,707,905.44	7,852,830.20
	1,039,296,474.68	1,006,318,879.63
	4,701,718,127.40	4,577,192,572.54
	110,742,938.00	236,000,000.00
	355,704,757.72	329,924,026.35
	762,961,719.97	763,518,517.98
		19,934,112.45
	50,058,556.07	95,166,602.13
	367,833,707.45	48,233,956.62
	286,534,222.33	
	135,636.80	132,459.59





849,454,813.95	635,373,103.21
679,887,721.42	524,753,374.83

13,039,417.99	10,930,859.39
39,797,475.28	32,331,001.46
41,629,347.28	47,997,352.73
74,790,155.82	60,910,478.08
310,696.16	-41,549,963.28

1.

“—”

404,080,346.58

346,002,515.9

	5,658,798.23	3,790,657.23
“__”	2,092,567.48	636,873.60
“__”		
“__”	1,358,888.13	323,011.18
“__”	-41,506,710.86	14,854,651.03
“__”	2,594,949.77	-55,522.91
“__”		
“__”	260,534,270.30	301,753,413.59
	119,817.57	280.00
	-12,784.83	0.00
“__”	260,666,872.70	301,753,693.59
	22,840,977.84	22,511,048.10
“__”	237,825,894.86	279,242,645.49
“__”	237,825,894.86	279,242,645.49
“__”		
1.		
2.		
3.		
4.		
5.		
1.		
2.		
3.		
4.		
5.		
6.		
7.		
	237,825,894.86	279,242,645.49

2024

2023



287,831,590.37

42,400,616.44

2024

505,0				-			1,872,9	3,437,1		3,455,8
11,23	175,993	765,546	22,816,	35,857,	176,311,89	14,564.	14,564.	03,511.	18,725,	29,089.
4.00	,449.41	,362.94	629.88	367.74	7.51	76	76	00	578.87	87
505.0	175,993	765,546	22,816,	-	176,311,89	1,872,9	1,872,9	3,437,1	18,725,	3,455,8
11,23	,449.41	,362.94	629.88	35,857,	7.51	14,564.	14,564.	03,511.	578.87	29,089.
4.00				367.74		76	76	00		87
409.0	-	6,363,9	5,579,3	-		117,546	117,546	117,196	5,569,2	122,765
0	8,122.5	27.97	72.50	1,126,4		,124.25	,124.25	,543.66	71.06	,814.72
	3			22.53						
				-		404,080	404,080	402,953	5,569,2	408,523
				1,126,4		,346.58	,346.58	,924.05	71.06	,195.11
				22.53						
409.0	-	6,363,9						6,356,2		6,356,2
0	8,122.5	27.97						14.44		14.44
	3									

“ ”

5) . W) a C 34%

4															
												-	-	-	-
												286,534	286,534	286,534	286,534
												,222.33	,222.33	,222.33	,222.33
1															
2															
3												-	-	-	-
												286,534	286,534	286,534	286,534
												,222.33	,222.33	,222.33	,222.33
4															
1															
2															
3															
4															
5															
6															
1															
2															
						5,579,3							-	0.00	-
						72.50							5,579,3		5,579,3
													72.50		72.50
	505,0			175,985	771,910	28,396,	-	176,311,89		1,990,4		3,554,3	24,294,	3,578,5	
	11,64			,326.88	,290.91	002.38	36,983,	7.51		60,689.		00,054.	849.93	94,904.	
	3.00						790.27			01		66		59	

2023

335,09			-		1,419,1	2,722,1		2,736,2
7,673.0		840,682	766,460	128,009	45,953.	68,929.	14,120,	88,933.
0		,106.81	.26	,656.44	15	14	004.14	28

335,09			-		1,419,1	2,722,1		2,736,2
7,673.0	0.00	840,682	766,460	128,009	45,953.	68,929.	14,120,	88,933.
0		,106.81	.26	,656.44	15	14	004.14	28

167,54			-					
8,836.0	176,009	141,765	1,363,9		130,869	334,026	2,434,7	336,461
0	,049.84	,070.63	29.56		,811.55	,556.32	96.27	,352.59

			1,363,9		346,002	347,366	2,434,7	349,801
			29.56		,515.90	,445.46	96.27	,241.73

	176,009	25,783,				201,792		201,792
	,049.84	765.37				,815.21		,815.21

1								0.00
---	--	--	--	--	--	--	--	------

2		176,009				176,009		176,009
		,049.84				,049.84		,049.84

3		25,783,				83,		83,
		765.37				765.37		765.37

W a T ñ A € ñ G

											215,132 ,704.35		215,132 ,704.35		215,132 ,704.35
1															
2															
3											- 215,132 ,704.35		- 215,132 ,704.35		- 215,132 ,704.35
4															
	167,54 8,836.0 0				- 167,548 ,836.00										
1	167,54 8,836.0 0				- 167,548 ,836.00										
2															
3															
4															
5															
6															
1															
2															
	502,64 6,509.0 0			176,009 ,049.84	698,917 ,036.18		597,469 .30		128,009 ,656.44		1,550,0 15,764. 70		3,056,1 95,485. 46	16,554, 800.41	3,072,7 50,285. 87

2024								
505,011,2	175,993,4	765,546,3	22,816,62	-	176,311,8	1,068,009,	2,631,102,	
34.00	49.41	62.94	9.88	36,953,45	97.51	692.48	546.78	
				9.68				
505,011,2	175,993,4	765,546,3	22,816,62	-				
34.00	49.41	62.94	9.88	36,953,45				
				9.				

^ 05. TM

1												
2											-	-
3											286,534,2	286,534,2
											22.33	22.33
1												
2												
3												
4												
5												
6												
1												
2												
						5,579,372.						-
						50						5,579,372.
												50
	505,011,6			175,985,3	771,910,2	28,396,00	-		176,311,8	1,019,301,		2,583,171,
	43.00			26.89	90.91	2.38	36,953,45		97.51	365.01		061.26
							9.68					

	2023											
	335,097,6 73.00				840,682,1 06.81	0.00	0.00	0.00	128,009,6 56.44	848,422,2 27.18		2,152,211, 663.43
	335,097,6 73.00				840,682,1 06.81	0.00	0.00	0.00	128,009,6 56.44	848,422,2 27.18		2,152,211, 663.43
“ ”	167,548,8 36.00			176,009,0 49.84	- 141,765,0 70.63	0.00	0.00	0.00	0.00	64,109,94 1.15		265,902,7 56.36
										279,242,6 45.49		279,242,6 45.49
				176,009,0 49.84	25,783,76 5.37							201,792,8 15.21
1												0.00
2				176,009,0 49.84								176,009,0 49.84
3					25,783,76 5.37							25,783,76 5.37
4												
										- 215,132,7 04.34		- 215,132,7 04.34
1												
2										- 215,132,7 04.34		- 215,132,7 04.34
3												

	167,548,8 36.00	0.00	0.00	0.00	- 167,548,8 36.00							
1	167,548,8 36.00	0.00	0.00	0.00	- 167,548,8 36.00							
2												
3												
4												
5												
6												
1												
2												
	502,646,5 09.00			176,009,0 49.84	698,917,0 36.18	0.00	0.00	0.00	128,009,6 56.44	912,532,1 68.33		2,418,114, 419.79



91610131726285914J

A , 2024 6 30 505,011,643.00
505,011,643 1 135

2024 8 26

1

”

2023

“

15 —

2

1

2024 6 30

2024 6 30

2

1 1 12 31

3

12

4


Sunresin New Materials GmbH Ionex Engineering BVBA PuriTech Ltd
Sunresin SA

5

	1000
	1%
	5%
	1%
	2000

6

1



XCRÑ Ñ>~C]

»Ù' ǫ]

A

B

C

D

E

2

9

10

1

2

“ ”

“

”

“ ”

11

1

2





12

12

12

12

12

A

1

2

B



7

8

16

11

17

1

2

3

4

5

18

19

20

21

11

22

1

243. $\int_0^1 \frac{1}{1+x^2} dx = \arctan x \Big|_0^1 = \arctan 1 - \arctan 0 = \frac{\pi}{4} - 0 = \frac{\pi}{4}$



3

24

1

2

		5-20	5	4.75-19.00
		3-5	5	31.67-19.00
		4-5	5	23.75-19.00
		3-5	5	31.67-19.00

3

30

4

5

25

3 —

“ ”



30

26

	50-69		
	10		
	8.67		
	5		
	10		
	5		

30

2

30

31

32

37

33

1

2

3

4

“

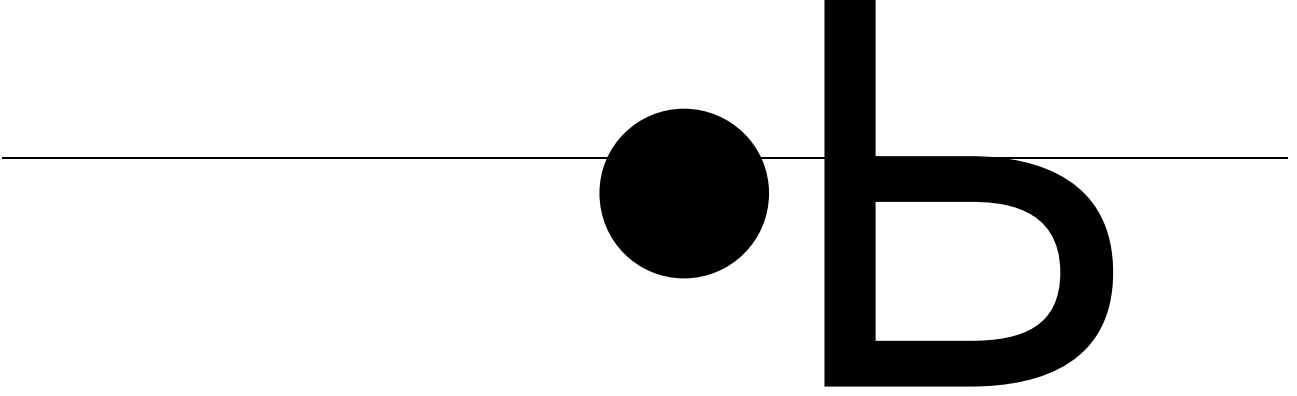
”

34

1

2

3



! 0.0*6 s Ä

“ ”

“ ”

“ ”

“

”

“

”

39

1

2

40

/



12

4

2

42

DRAFT

Ionex Engineering BVBA	20	8.25%
PuriT... ..	12.5	
Sunresin New Materials GmbH	31.225	
Sunresin SA	35	
	25	

2

1		200		8.25%
	200		16.50%	
		200		8.25%
2			0-10	20%
10		25%	Ionex Engineering BVBA	10
	20%			
3			12.5%	
4				
	15%		0.825%	15.825%
			Sunresin New Materials GmbH	15.4%
5			25%	
	35%			

1	2023	12	12		GR202361003671
	2023	12	2026	12	
15%					
2					
	2020	23		2021	1 1 2030 12 31

3

1

	1,155,456.79	800,359.64
	2,138,450,520.69	2,135,848,401.04
	53,471,155.82	112,710,979.52
	2,193,077,133.30	2,249,359,740.20
	243,701,944.41	187,281,066.31

45,576,166.53

263,752.77 7,631,236.52

IonexEngineeringBVBA DKInvest CVBA

259,252.77 ETC 4,500.00

2

	190,963,956.62	89,425,000.00
	8,000,000.00	8,000,000.00
	100,654,123.29	
	82,309,833.33	81,425,000.00
	190,963,956.62	89,425,000.00

3

--	--	--

4

1

--	--	--


	11,343,976.26	2,252,122.93
	11,343,976.26	2,252,122.93

2

	12,032,219.20	100.00%	688,242.94	5.72%	11,343,976.26	2,388,760.00	100.00%	136,637.07	5.72%	2,252,122.93
	12,032,219.20	100.00%	688,242.94	5.72%	11,343,976.26	2,388,760.00	100.00%	136,637.07	5.72%	2,252,122.93
	12,032,219.20	100.00%	688,242.94	5.72%	11,343,976.26	2,388,760.00	100.00%	136,637.07	5.72%	2,252,122.93

1	12,032,219.20	688,242.94	5.72%	
	12,032,219.20	688,242.94		

3



5




6



H • f T f



1		660,746,540.51	37,794,702.09	5.72%
1	2	134,586,738.07	21,049,365.85	15.64%
2	3	19,530,303.13	5,491,921.24	28.12%
3	4	5,986,963.80	2,637,257.55	44.05%
4	5	3,796,411.99	3,061,046.99	80.63%
5		5		



	120,425,180.63	22,103,874.99	142,529,055.62	15.96%	8,152,661.98
	32,588,804.45		32,588,804.45	3.65%	1,864,079.61
	28,961,212.07		28,961,212.07	3.24%	1,656,581.33
	27,489,165.99		27,489,165.99	3.08%	4,552,520.93
	25,026,376.34		25,026,376.34	2.80%	3,877,126.71
	234,490,739.48	22,103,874.99	256,594,614.47	28.73%	20,102,970.56

8 A4

U - 2018

. (+)

4

			/	
	324,149.02			
	324,149.02			—

--	--	--	--	--

ê

--	--	--	--	--

3

--	--	--	--	--

4

	9,071,707.41
	9,071,707.41

5

	183,239,352.49	
	183,239,352.49	

6

--	--

--	--	--	--	--

7

8

8

	10,269,588.80	10,657,763.41
	10,269,588.80	10,657,763.41

1

1

--	--	--

2

--	--	--	--	--


3

4

--	--	--	--	--	--

5

--	--



5	86,501.1 1	0.65%	86,501.1 1	100.00%	0.00	100,000. 00	0.62%	100,000. 00	100.00%	0.00
	13,206,4 99.52	100.00%	2,936,91 0.72	22.24%	10,269,5 88.80	16,221,6 43.39	100.00%	5,563,87 9.98	34.30%	10,657,7 63.41

			12	()	()				
2024	1	1	845,158.20	349,712.70	4,369,009.08	5,563,879.98			
2024	1	1							
—			-379,869.73	379,869.73					
—				-182,611.56	182,611.56				
			378,257.70	367,350.51	-3,372,577.46	-2,626,969.26			
2024	6	30	843,546.17	914,321.38	1,179,043.18	2,936,910.72			

4





ž	1,173,300.00	4-5	8.88%	771,796.74
---	--------------	-----	-------	------------

1

138,024,666.87		138,024,666.87	194,688,474.41		194,688,474.41
526,862,348.46		526,862,348.46	488,068,232.03		488,068,232.03
281,246,605.95		281,246,605.95	212,663,332.95		212,663,332.95
137,472,139.06	2,770,418.67	134,701,720.39	178,498,060.34	2,770,418.67	175,727,641.67
34,402,975.82		34,402,975.82	28,915,946.37		

	12	()	()	

4

--	--

15

1

--	--	--	--	--	--	--	--	--	--

--	--	--	--	--

2

3

	12	()	()	

4

--	--

16


	127,000 .00						127,00 0.00	
	175,632 ,000.00						175,63 2,000.0 0	
	175,759 ,000.00						175,75 9,000.0 0	

--	--	--	--

--	--	--	--	--	--	--

17

1



4



|


	856.92				210,69 4.08						162.84	
	10,054 ,487.2 9		4,250, 000.00		460,97 7.11						14,765 ,464.4 0	
	10,054 ,487.2" 9		4,450, 000.00		260,97 7.11						14,765 ,464.4 0	

19

"

a "

1



1.	650,780,898.08	464,118,882.56	19,306,045.04	53,086,342.99	1,187,292,168.67
2.	14,665,208.01	25,054,871.78	1,146,173.35	543,310.15	41,409,563.29
1		25,044,066.47	1,146,173.35	543,310.15	26,733,549.97
2	489,096.04	10,805.31			499,901.35
3					
45					

4

3	4	5	
		3,144,215.60	
		2,576,538.70	
		2,428,077.19	
		2,440,696.36	
		115,291,086.78	
		29,677,745.27	
		10,743,432.34	
		14,727,824.22	2024 7 2
		181,029,616.46	

5

6

--	--	--

22

	272,404,685.34	218,649,196.77
	22,318.89	22,318.89
	272,427,004.23	218,671,515.66

1



331,26	51,260	10,468			61,718		
9,800.	,532.1	,336.5	10,805	0.00	,063.3	37.04	37.04
00	7	3	.31		9	%	%

217,53	47,488	4,772,			52,261		
4,500.	,581.5	966.63	0.00	0.00	,548.2	35.64	35.64
00	7				0	%	%

450,00	37,674	6,399,			44,074		
0,000.	,873.3	133.86	0.00	0.00	,008.0		
00	9						



23

1

2

3

24

25

1

1.	4,879,229.92	262,217.96	5,141,447.88
2.	278,684.91		278,684.91
1	278,684.91		278,684.91
3.			
1			
4.	5,157,914.83	262,217.96	5,420,132.79
1.	1,136,902.80	69,893.51	1,206,796.31
2.	381,285.76	25,643.25	406,929.01
1	381,285.76	25,643.25	406,929.01
3.			
1			
4.	1,518,188.56	95,536.76	1,613,725.32
1.			
2.			
1			
3.			
1			
4.			

1.		3,639,726.27	166,681.20	3,806,407.47
2.		3,742,327.12	192,324.45	3,934,651.57

2

26

1

1.	232,192,136.10	485,436.89	8,009,496.08	952,399.28	586,971.59	1,182,594.60	243,409,034.54
2.	3,563,203.67						3,563,203.67
1							
2							
3							
4	3,563,203.67						3,563,203.67
3.	566,037.36						566,037.36
1							
2	566,037.36						566,037.36
4.	235,189,302.41	485,436.89	8,009,496.08	952,399.28	586,971.59	1,182,594.60	246,406,200.85
1.	21,717,728.93	485,436.89	4,312,805.56	560,869.59	331,336.82	19,709.91	27,427,887.70
2.	2,898,868.91		462,086.31	47,942.42	43,312.52	118,259.46	3,570,469.62
1	2,401,946.65		462,086.31	47,942.42	43,312.52	118,259.46	3,073,547.36
2	496,922.26						496,922.26
3.	142,272.30						142,272.30
1							
2	142,272.30						142,272.30
4.	24,474,325.54	485,436.89	4,774,891.87	608,812.01	374,649.34	137,969.37	30,856,085.02
1.							
2.							
1							
3.							

© 2008 PuriTech Ltd.

PuriTech Ltd.

PuriTech Ltd.

"

PuriTech Ltd.

	29,036,043.38	4,382,416.78	30,575,000.00	4,586,250.00
	43,474,658.45	6,521,198.77	43,474,658.45	6,521,198.77
	311,040,431.99	52,154,624.64	307,093,127.17	53,866,398.39

2



148,237,195.87	22,317,782.10	123,390,458.81	18,618,125.82
29,589.07	4,438.36	19,106,658.44	2,865,998.77
8,090,359.27	[REDACTED]	8,090,359.27	[REDACTED].89
3,832,050.;			

	34,223,345.70		34,223,345.70	10,744,445.68		10,744,445.68
	817,821.78		817,821.78			
	35,041,167.48		35,041,167.48	10,744,445.68		10,744,445.68

31



34

--	--	--

35

	128,230,067.33	223,163,274.93
	128,230,067.33	223,163,274.93

0.00

36

1

	246,215,619.18	262,374,936.52
	43,445,198.46	37,658,537.01
	29,016,310.32	22,462,287.43
	318,677,127.96	322,495,760.96

2

1

--	--	--

37

	286,534,222.33	
	44,771,377.62	73,927,785.16
	331,305,599.95	73,927,785.16

1

--	--	--

--	--	--

2

	286,534,222.33	0.00
	286,534,222.33	0.00

1

3

1

	40,364,252.84	65,778,970.28
	2,263,366.17	2,942,710.62
	340,741.38	185,500.32
	1,803,017.23	5,020,603.94
	44,771,377.62	73,927,785.16

2

1

	27,100,235.62	
	9,602,143.27	
	36,702,378.89	

38

1

--	--	--

2

1

--	--	--

--	--	--

39

	853,357,977.55	838,852,937.62
	853,357,977.55	838,852,937.62

1

--	--	--

--	--	--

40

1

--	--

210'

	11,410,039.03	14,702,875.33
	57,386,548.01	109,780,047.58
	570,190.62	665,632.23
	1,117,641.40	1,088,582.18
	1,203,171.49	1,241,012.74
	1,174,500.60	1,004,020.48
	285,944.86	290,575.56
	812,644.90	781,132.16
	303,345.52	211,422.48
	74,264,026.43	129,765,300.74

42


--	--	--

0

43

2	—	827, .56m\$
---	---	-------------

Rt D



4

47

3,602,534.64

3,690, ò³

--	--	--

--	--	--

50

	34,345,538.74	32,880,470.58	
	0.00	6,500,000.00	
	34,345,538.74	39,380,470.58	

2022 1 1

è

	65,629,680.09	22,644,900.00	3,785,564.74	84,489,015.35	

52

--	--	--

53

		+ -				
	505,011,234.00	409.00			409.00	505,011,643.00

54

1

2024 6 30
46

2

--	--

56

	22,816,629.88	5,579,372.50	0.00	28,396,002.38
	22,816,629.88	5,579,372.50		28,396,002.38

5,579,372.50

107200

5,579,372.50

57

	-							-
	36,953,459.68							36,953,459.68
	-							-
	36,953,459.68							36,953,459.68
	1,096,091.94	-				-		-30,330.59
		1,126,422.53						
	1,096,091.94	-				-		-30,330.59
		1,126,422.53						
	-	-				-		-
	35,857,367.74	1,126,422.53				1,126,422.53		36,983,790.27

58

--	--	--	--	--

	351,995,375.95	7,213,705.73		351,995,375.95	7,213,705.73
	1,294,500,609.88	679,887,721.42		1,294,500,609.88	679,887,721.42



日在(人

64

	20,174,408.18	15,672,829.53
	6,544,410.92	4,822,652.39
	5,149,898.20	4,979,010.60
	1,485,527.86	1,467,750.16
	1,953,138.43	1,873,015.24
	1,211,880.94	
	1,953,981.18	2,102,769.14
	25,169.40	70,694.36
	1,299,060.17	1,342,280.04
	39,797,475.28	32,331,001.46

65

	27,566,849.12	24,275,557.61
	28,709,858.08	17,931,523.05
	2,276,779.50	6,337,757.71
	8,802,787.50	7,955,686.52
	5,867,653.47	2,553,158.30
	1,566,228.15	1,856,794.89
	74,790,155.82	60,910,478.08

66

	19,880,868.58	9,150,079.24
	-16,062,106.95	-13,417,709.28
	-4,210,680.06	-37,610,221.63
	702,614.59	327,888.31

67

	3,422,045.79	2,891,842.54
	6,475,918.95	3,118,950.00
	344,291.59	556,756.93
	10,242,256.33	6,567,549.47

68

--	--	--

69

	1,538,956.62	-450,215.40
	1,538,956.62	-450,215.40

70

	260,977.11	-263,742.84
	2,390,056.12	3,067,502.12
	2,651,033.23	2,803,759.28

71

	-551,605.87	-97,362.83
	-17,960,190.69	-5,206,528.16
	2,625,717.17	-1,040,537.51
	64,643.70	-1,514,412.01
	-15,821,435.69	-7,858,840.51

72

	-324,149.02	-121,130.80
	2,743,700.02	
	2,452	

/	66,912,863.97
	454,054.69
	-29,216,962.96
	-4,803,876.63
	3,049,141.59
	39,146.57
	36,434,367.23

77

57

78

1

	4,754,421.51	15,813,583.91
	28,278,726.50	4,618,950.00
	30,116,025.61	
	16,062,106.95	13,417,709.28
	8,013,434.50	6,855,334.18
	87,224,715.07	40,705,577.37

	9,057,597.61	7,733,608.88
	9,065,135.86	6,697,317.33
	4,429,418.77	5,326,016.66
	7,433,881.62	4,409,953.19
	2,545,422.18	4,262,533.87
	5,548,488.27	
	5,911,038.30	24,748,854.00
	702,614.59	327,888.39
	13,297,620.92	10,997,116.02
	57,991,218.12	64,503,288.34

2

--

	366,000,000.00	74,358,500.00
	366,000,000.00	74,358,500.00

--	--	--

	87,375,197.59	27,134,893.34
	466,000,000.00	210,000,000.00
	553,375,197.59	237,134,893.34

3

	0.00	35,286,334.68
	0.00	35,286,334.68

	5,578,157.48	
	27,000,000.00	
	32,578,157.48	0.00

4

--	--	--	--

2

3

4

	2,139,605,977.48	2,143,834,410.26
	1,155,456.79	800,359.64
	2,138,450,520.69	2,135,848,401.04
	0.00	7,185,649.58
	2,139,605,977.48	2,143,834,410.26

5

--	--	--	--

6

	53,471,155.82	112,486,868.09	ETC
	53,471,155.82	112,486,868.09	

7

80

“ ”

81

1

	158,682,402.43	7.1268	1,130,897,745.64
	26,001,442.25	7.6617	199,215,250.09
	10,635.92	0.91268	9,707.19
	627,647.01	0.00806192	5,060.04
	4,173,340.34	7.1268	29,742,561.94

	4,915,738.21	7.6617	37,662,911.44
	3,361.35	0.91268	3,067.84
	198,455.71	7.1268	1,414,354.15
	9,562.06	7.6617	73,261.64
	888,039.18	7.1268	6,328,877.63
	11,320.11	7.6617	86,731.29
	725,000.00	7.1268	5,166,930.00
	1,245.24	7.6617	9,540.66

2

82

1

2

--	--	--

--	--	--	--	--	--	--	--	--	--

2

3

4

5

6

2

1

2

3

3

4

G

ž

0

00'0000%

6

1

1



436,000,000.00		100.00%	0.00%
115,000,000.00		60.00%	0.00%
20,000,000.00		100.00%	0.00%
50,000,000.00	\$S"\$\$i	100.00%	0.00%
PuritechLimited	4,880,000.00		

PuritechLimited

n

\$\$\$\$\$\$\$\$

][

\$\$\$!

000

TE

C U

\$\$\$

3

	119,26	344,62	463,89	271,41	131,35	402,77	102,67	347,60	450,27	302,69	100,28	402,97
	5,669.	8,091.	3,761.	7,442.	2,730.	0,172.	3,484.	5,839.	9,323.	4,312.	0,576.	4,888.
	84	97	81	23	07	30	27	27	54	09	71	80

	94,174,221.	13,819,154.	13,819,154.	-	84,615,410.	6,086,990.6	6,086,990.6	-
	70	77	77	4,203,589.7	91	8	8	2,891,254.8
				5				3

4

5

2

1

2

3

1



9

6

1

2

				/
65,629,680.09	22,255,200.00	3,422,045.79	84,462,834.30	

	1	1-3	3	
	43,052,906.90			43,052,906.90
	223,163,274.93			223,163,274.93
	322,495,760.96			322,495,760.96
	73,927,785.16			73,927,785.16
	614,081.22			614,081.22
	55,792,361.97			55,792,361.97
			386,982,509.94	386,982,509.94
		1,210,139.17	2,075,127.13	3,285,266.30
	719,046,171.14	1,210,139.17	389,057,637.07	1,109,313,947.38

2

1

2

--	--	--	--	--

3

3

1

2

3

	326,754,096.72		1,538,956.62		810,951,171.32		700,299,185.47	438,945,039.19
--	----------------	--	--------------	--	----------------	--	----------------	----------------

6

7

8

9

1

--	--	--	--	--	--

2

1

3

3

	-	30,749,230.09	70,000,000.00		16,635,398.23

/

		5,793,338.95	3,003,113.39
		4,305,182.09	1,372,898.91
		11,200.00	48,309.43
		1,098,355.26	0.00
		3,922,123.89	182,654.87
		20,019.50	0.00

2

/

/

/

/	/	/	/	/	/	/
---	---	---	---	---	---	---

/

/

/	/	/	/	/	/	/
---	---	---	---	---	---	---

/

3

--	--	--	--

4

	100,000,000.00	2024	03	11	2025	03	11
	30,000,000.00	2024	05	21	2025	05	21

--	--	--	--	--	--	--	--

2023 12 28

2

		134,426,700.00	134,426,700.00
		83,593,300.00	83,593,300.00
		71,121,000.00	71,121,000.00
		11,614,047.79	
			2,784,000.00

7

2023 8 28

2021

2022

29.41 /

19.18 /

450

675

405

607.5

45

67.5

2024 8 26

2021

2021

2021

2023

19.18 /

18.62 /

2

	BS
	182,907,615.09
	6,338,253.09

3

4



5

6

1

2

1

2

3

1

2

10				5.68
10				5.68
	2023			505,011,659
		550,000		504,461,659
	10		5.68 ()	
		2023		
	504,461,659			286,534,222.33
	2024	7	24	

3

4

1

1

--	--	--	--

2



2

3

1

2

4

5



6

1

2

1	1	613,912,996.62	532,278,474.35
1	2	204,185,531.39	156,485,436.90
2	3	88,893,734.79	38,750,721.79
3		14,598,625.12	13,578,932.34
3	4	5,779,262.00	6,525,385.76
4	5	2,060,611.99	1,800,535.77
5		6,758,751.13	5,253,010.81
		921,590,887.92	741,093,565.38

—

514,388

4

	668,493.84

--	--	--	--	--	--

5

	215,366,650.28		215,366,650.28	22.28%	29,522,749.39
	120,425,180.63	22,103,874.99	142,529,055.62	14.74%	8,152,661.98
	39,276,614.09		39,276,614.09	4.06%	8,126,766.23
	32,588,804.45		32,588,804.45	3.37%	1,864,079.61
	27,489,165.99		27,489,165.99	2.84%	4,552,520.93
	435,146,415.44	22,103,874.99	457,250,290.43	47.29%	52,218,778.14

2

	79,872,546.92	90,212,636.85
	79,872,546.92	90,212,636.85

1

1

--	--	--

2

--	--	--	--	--

3

4





4

	62,466,149.15	12,781,446.40			75,247,595.55	
	62,466,149.15	12,781,446.40			75,247,595.55	

--	--	--	--	--

5

--	--

--	--	--	--	--	--

6

	138,363,661.54	0-5	89.20%	71,396,269.75	
	4,395,049.63	0-3	2.83%	1,596,976.43	
	920,000.00	0-1	0.59%	100,832.00	
	822,287.15	0-1	0.53%	90,122.67	
	762,991.30	1-2	0.49%	201,277.10	
	145,263,989.62		93.64%	73,385,477.95	

7

3

--	--	--

	560,706,696.00	0.00	560,706,696.00	557,906,696.00	0.00	557,906,696.00
	14,765,464.40	0.00	14,765,464.40	10,054,487.29	0.00	10,054,487.29
	575,472,160.40	0.00	575,472,160.40	567,961,183.29	0.00	567,961,183.29

1

	436,000,000.00						436,000,000.00	
	51,000,000.00						51,000,000.00	
	20,000,000.00						20,000,000.00	
	42,070,446.00						42,070,446.00	
	3,836,250.00						3,836,250.00	
	2,000,000.00						2,000,000.00	
	3,000,000.00						3,000,000.00	
			2,800,000.00				2,800,000.00	
	557,906,696.00	0.00	2,800,000.00				560,706,696.00	0.00

2

	10,054,487.29		4,250,000.00		460,977.11						14,765,464.40	
	10,054,487.29	0.00	4,450,000.00		260,977.11						14,765,464.40	0.00

3

4

	1,018,911,758.89	625,827,966.97	771,508,744.59	428,805,919.44
	8,220,991.60	5,512,323.72	7,153,367.14	5,529,612.35
	1,027,132,750.49	631,340,290.69	778,662,111.73	434,335,531.79

	1		2			
	1,027,132,750.49	631,340,290.69			1,027,132,750.49	631,340,290.69
	761,623,254.12	435,896,595.79			761,623,254.12	435,896,595.79
	246,679,978.43	182,375,334.82			246,679,978.43	182,375,334.82
	10,608,526.34	7,556,036.36			10,608,526.34	7,556,036.36
	1,027,132,750.49	631,340,290.69			1,027,132,750.49	631,340,290.69
	842,571,600.04	528,735,421.75			842,571,600.04	528,735,421.75
	184,561,150.45	102,604,868.94			184,561,150.45	102,604,868.94
	1,027,132,750.49	631,340,290.69			1,027,132,750.49	631,340,290.69



5

	260,977.11	-263,742.84
	1,831,590.37	900,616.44
	2,092,567.48	636,873.60

6

1

	-85,215.17	
	9,897,964.74	
	3,929,012.74	
	94,817.57	
	344,291.59	
	2,323,858.77	
	588,887.67	
	11,268,125.03	--

1 —

2

		/	/
	11.11%	0.80	0.80
	10.80%	0.78	0.77

3

1

2

3

4

2024 8 27