



100 30

50000

50000L/  
 2022 10

3 45 / 5  
 /

2022  
 15.78 / 5.8

" 600  
 10000 / ED

2021-2024 2024 670  
 20.81%

2021 3 ‰ +

7-ACA

mRNA

ProteinA  
oligodT  
oligodT

50000L  
2022 10  
2000L

1

1.1

1.2

1.3

1			
2			
3			
4			
5 2016-2022H1			
6 2016-2022H1			
7 2016-2022H1			
8 2016-2022H1			
9 2016-2022H1	%		
10 2016-2022H1		%	
11 2016-2022H1			
12			
13			
14		/	LCE

# 1

## 1.1

24001-2016/ISO 14001:2015  
45001:2018  
CE REACH

WQA GB/T45001-2020/ISO  
Kosher FDA

50000  
10000 2 2020  
40000

15000 25000

SQM

16

---

### 1.3

25.03

20

1969

ESE

2011

%



---

iFinD

iFinD

7 2016-2022H1





	LCE )
--	----------

		2022	7		24.19GWh
	114.19%	10.45%	2022	1-7	
134.31GWh		110.58%			

15 2018-2022

16 2018-2022

MWh

iFinD

iFinD

	<b>47.6</b>	/	
2022.08.11		47.6	/
417.36%			

2022

SC6.0 CIF

	Pilbara	BMX
	6350 USD/t	
	7017	/

iFinD

2.3

+

+

517 1

0.01%  
0.0eW\*9604Tm7 Tm968.46 AMCI

18

	mg/L	%	Mg/Li
--	------	---	-------

	5 25000 /	2022.3	2023
	5000	2022.3	2022H2
		2022.5	
		2022.7	
		2022.7	

**2.4 +**

5G  
2021  
2035

(MEMS)

(IGBT)

**21**

ev	1.1	1.4	3.2	3.4
	1	1	2.7	2.2
	1.5	0.5	1.3	4.9

CNKI

**22**





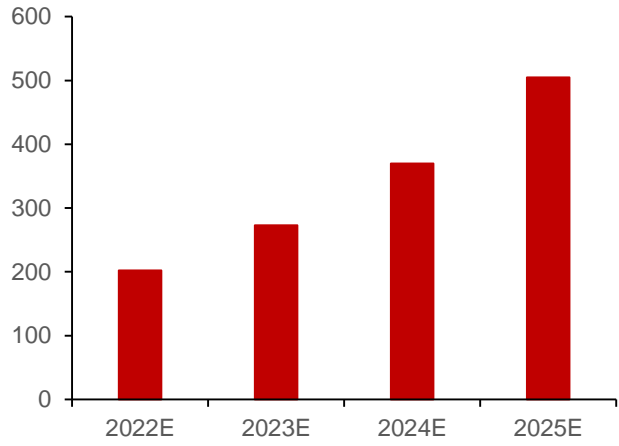
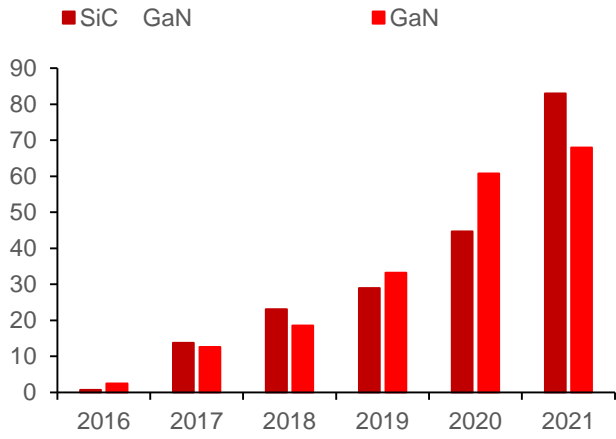
CASA  
2021-2025

2025  
35.23%

505

23 2016-2021

24

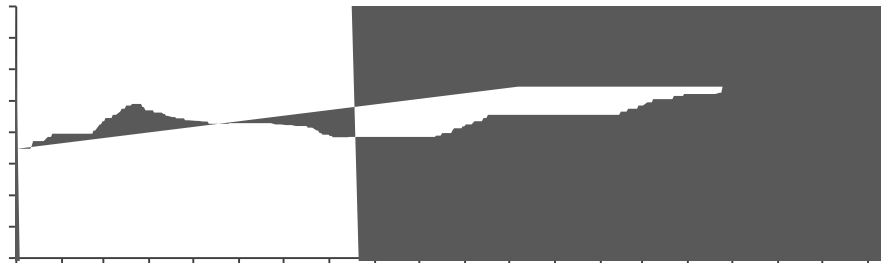


CASA

CASA

25

/



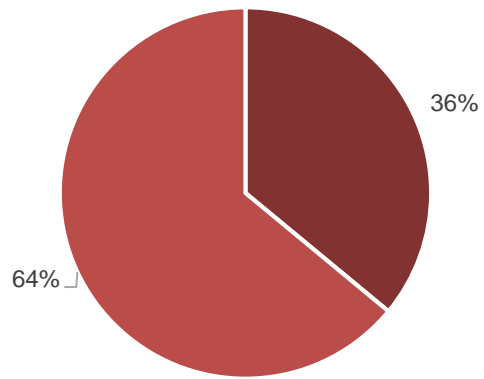
iFinD

USGS

64%

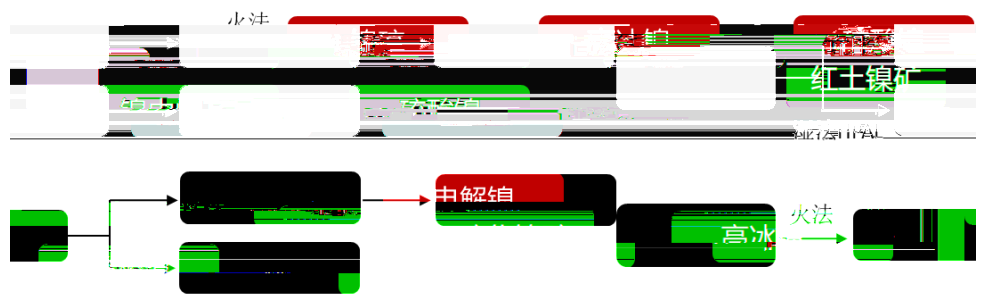
36%

26



USGS

27



CNKI



30







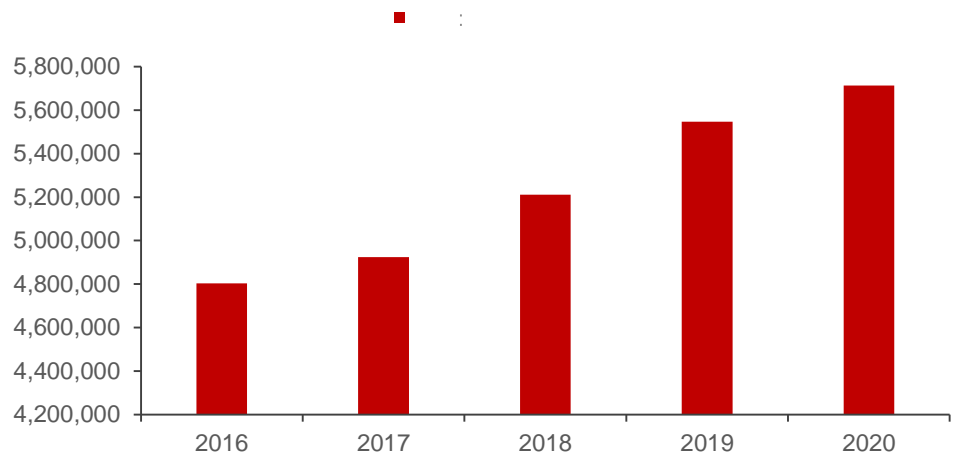
iFinD

iFinD

11

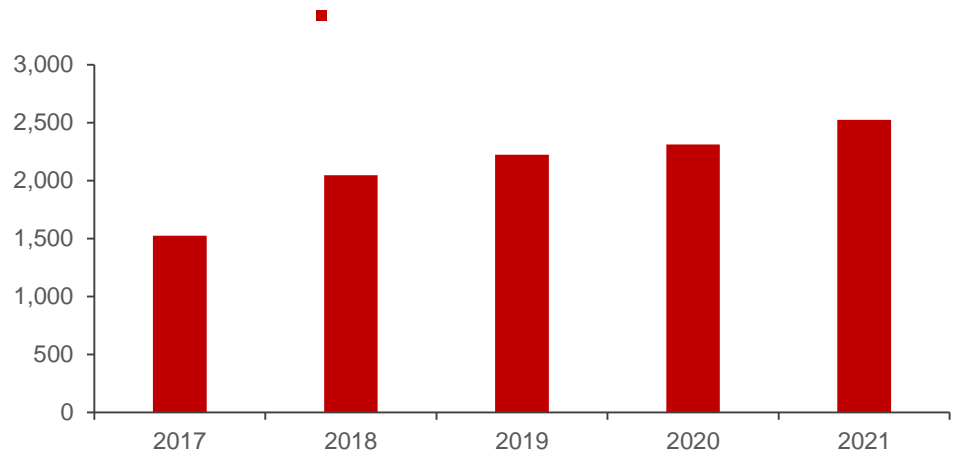
	AmberTecTMUP6040		MonojetR6040U	
	H	OH	H	OH
	1.2	1.2	1.1	1.1
Del ta TOC ppb	525± 50	630± 50	600± 50	630± 50

**38 2016-2020**



iFinD

**39 2017-2021**



VOCs

CO2

Seplite™CT

VOCs

99.9%

VOCs

**40**    **VOCs**

---

4.

43%/46%/50%

2022-2024 5%



É